



3008 & 3008

(P84 & P84PHEV)



5008

(P87)



GRANDLAND X & GRANDLAND X Hybrid

(P1UO & P1UOPHEV)



VAUXHALL


NOT.: 3428

Réf. : 16 172 963 80 (13v)



FR NOTICE DE POSE A USAGE PROFESSIONNEL / LES PHOTOS ET LES DESSINS NE SONT PAS CONTRACTUELS
GB FITTING INSTRUCTIONS FOR PROFESSIONAL FITTERS / THE PHOTOGRAPHS AND THE DRAWINGS ARE NOT CONTRACTUAL
ES INSTRUCCIONES DE MONTAJE PARA USO PROFESIONAL / LAS FOTOGRAFÍAS Y LOS DIBUJOS NO SON CONTRACTUALES
P MANUAL DE MONTAGEM PARA UTILIZAÇÃO PROFISSIONAL / AS FOTOGRAFIAS E OS DESENHOS NÃO SÃO CONTRATUAIS
DE MONTAGEANLEITUNG FÜR PROFESSIONNELLEN EINSATZ / DIE FOTOS UND DIE ZEICHNUNGEN SIND NICHT VERTRAGLICH
IT ISTRUZIONI DI POSA AD USO PROFESSIONALE / LE FOTOGRAFIE ED I DISEGNI NON SONO CONTRATTUALI
NL MONTAGEHANDLEIDING VOOR PROFESSIONEEL GEBRUIK / DE FOTO'S EN DE TEKENINGEN ZIJN NIET CONTRACTUEEL

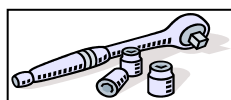




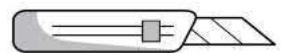
1607972080



9885.40



10mm
16mm

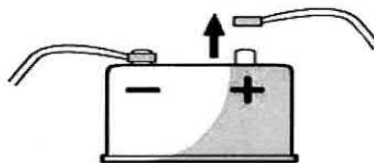


1

3008 5008 GRANDLAND X



NON PHEV



NON PHEV



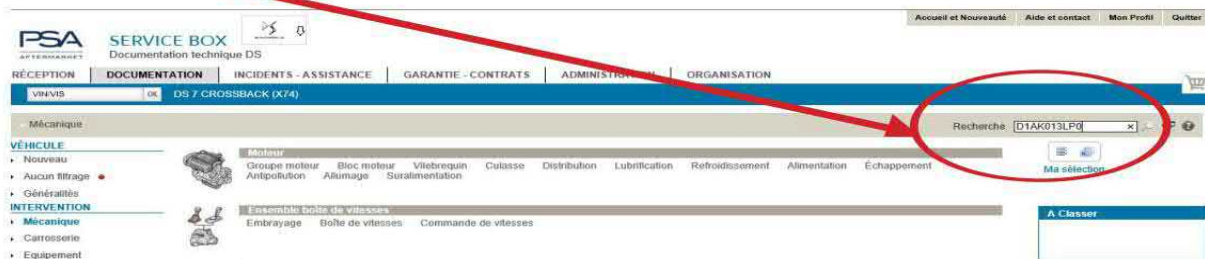
PHEV

3008



D1AK013LP0

PROCÉDURE D'INTERVENTION : BATTERIES DE SERVITUDE



PHEV

GRANDLAND X Hybrid



94933622

High Voltage Disabling



Enter a number for a 'Field Action' (I1-C-033 or E110221) or a 'Special Coverage' (E140454):

Enter a Field Remedy number (1234):

Enter a TI or KTA number (ESI-1234567[8], KTA-1234, PE, FA-GWM, TIC12):


Enter a Document ID (12345678, X1234567):



GRANDLAND X







3008





5008



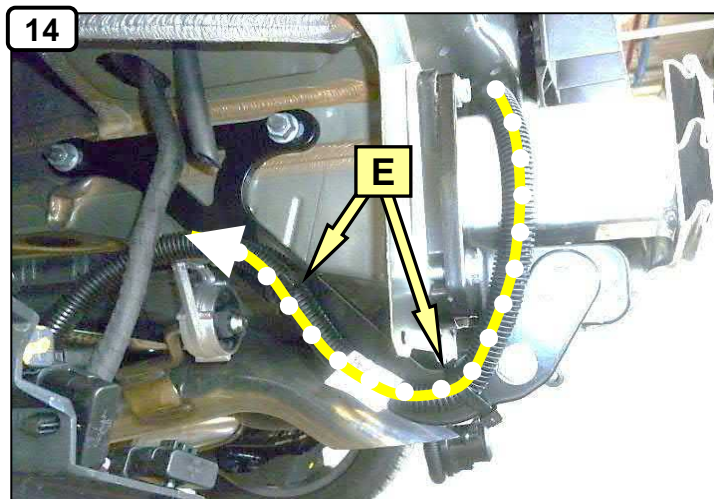







3008



GRANDLAND X


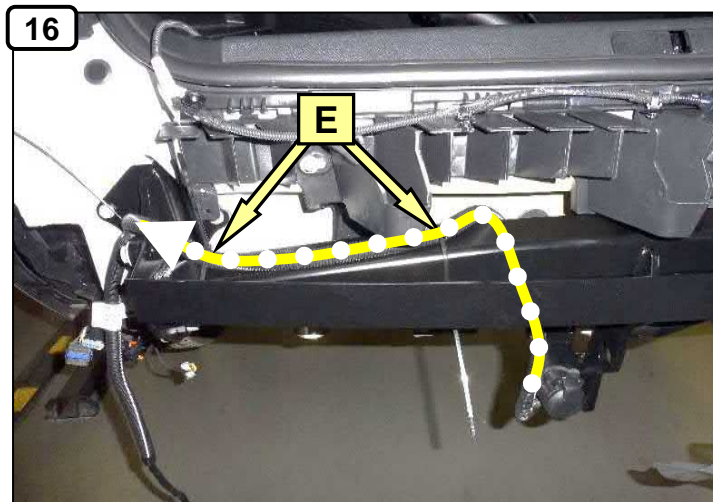






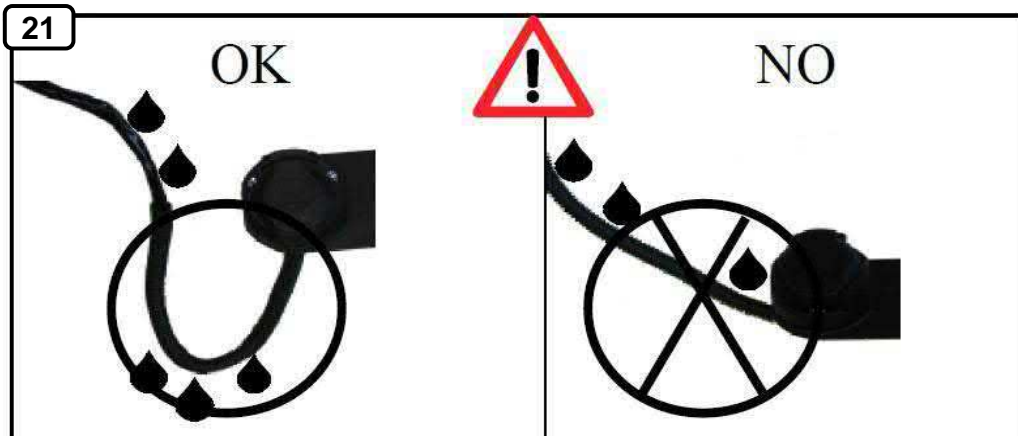




3008







**GRANDLAND X
Hybrid**








5008




















GRANDLAND X







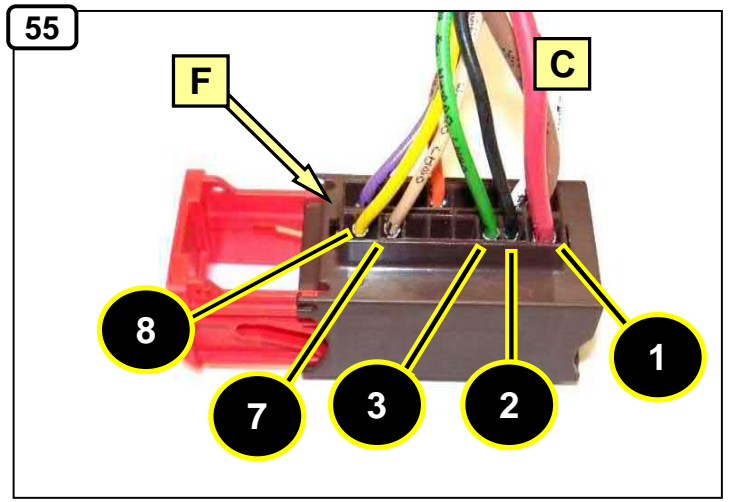
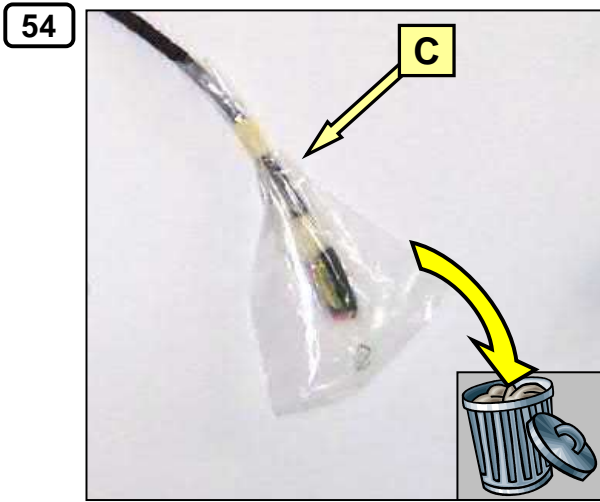







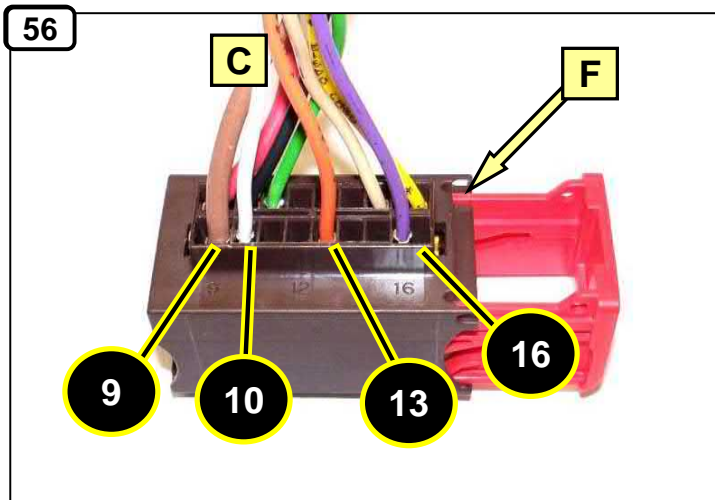


GRANDLAND X


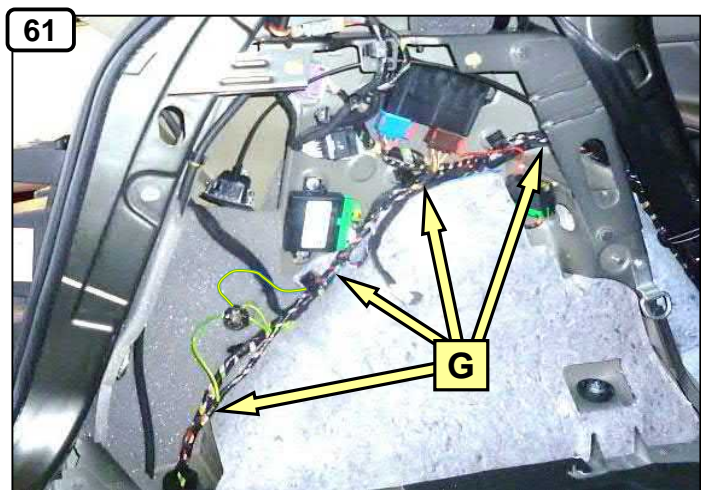







	FR	GB	DE	NL	IT	ES	PT
1	Rouge	Red	Rot	Rood	Rosso	Rojo	Vermelho
2	Noir	Black	Schwarz	Zwart	Nero	Negro	Preto
3	Vert	Green	Grün	Groen	Verde	Verde	Verde
7	Marron clair	Light brown	Hellbraun	Lichtbruin	Marrone chiaro	Marrón claro	Castanho claro
8	Jaune	Yellow	Gelb	Geel	Giallo	Amarillo	Amarelo
9	Marron	Brown	Braun	Bruin	Marrone	Marrón	Castanho
10	Blanc	White	Weiß	Wit	Bianco	Blanco	Branco
13	Orange	Orange	Orange	Oranje	Arancione	Naranja	Laranja
16	Violet	Violet	Violett	Violet	Viola	Violeta	Violeta



GRANDLAND X

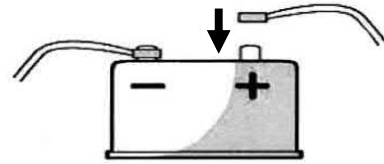
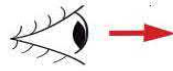




66

3008 5008 GRANDLAND X

 **NON PHEV**



 **NON PHEV**



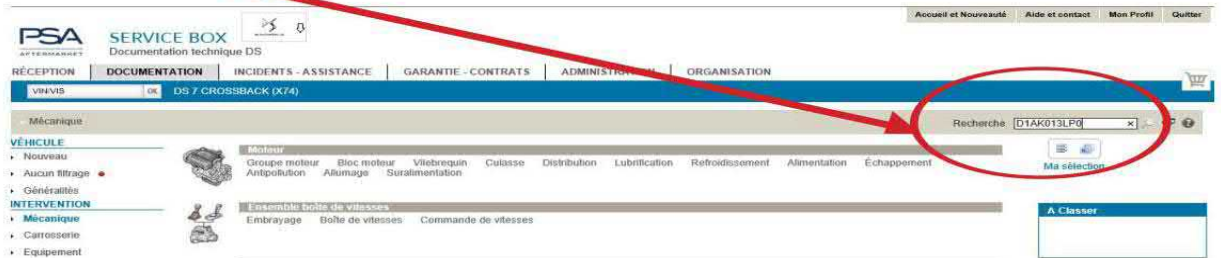
PHEV

3008



D1AK013LP0

PROCÉDURE D'INTERVENTION : BATTERIES DE SERVITUDE



PHEV

GRANDLAND X Hybrid



94933650

High Voltage Enabling



Enter a number for a 'Field Action' (I1-C-033 or E110221) or a 'Special Coverage' (E140454):

Enter a Field Remedy number (I234):

Enter a TI or KTA number (ESI-1234567[8], KTA-1234, PE, FA-GWM, TIC12):

Enter a Document ID (I2345678, X1234567):

3008 / 3008 PHEV / 5008

67

GRANDLAND X / GRANDLAND X PHEV

PEUGEOT

DIAGBOX

OPEL VAUXHALL

PC

MDI

TIS 2 WEB SPS
Z6 Change Vehicle Options
- Add Trailer Hitch - Normal

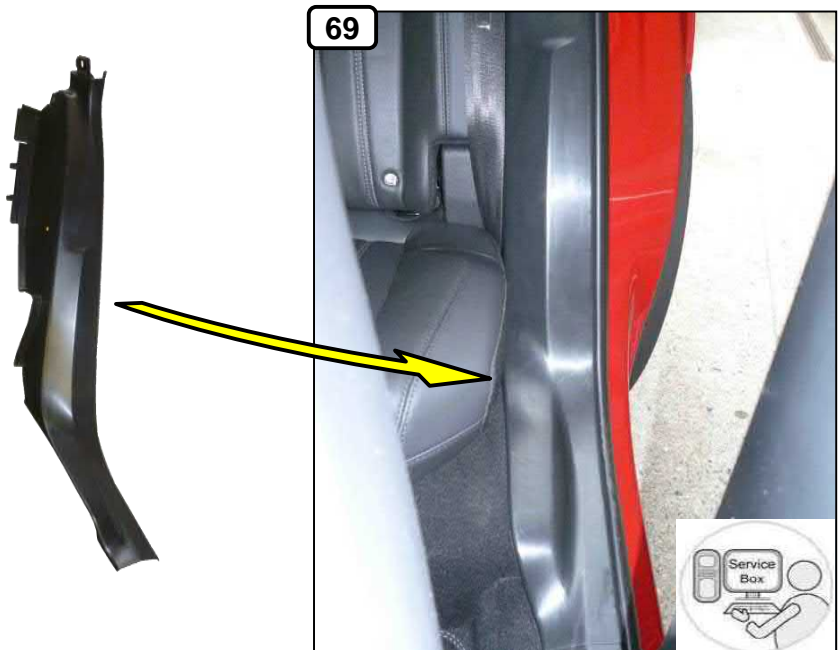
68

Stop

1 3
2 4 R

OK

69






70




71



GRANDLAND X



3008



72




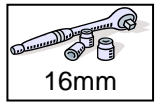
73





5008


74



75



76



77

