

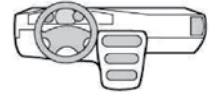


Grandland X / Grandland X Hybrid (P1U0 / P1U0 PHEV)

www.ifz-berlin.de

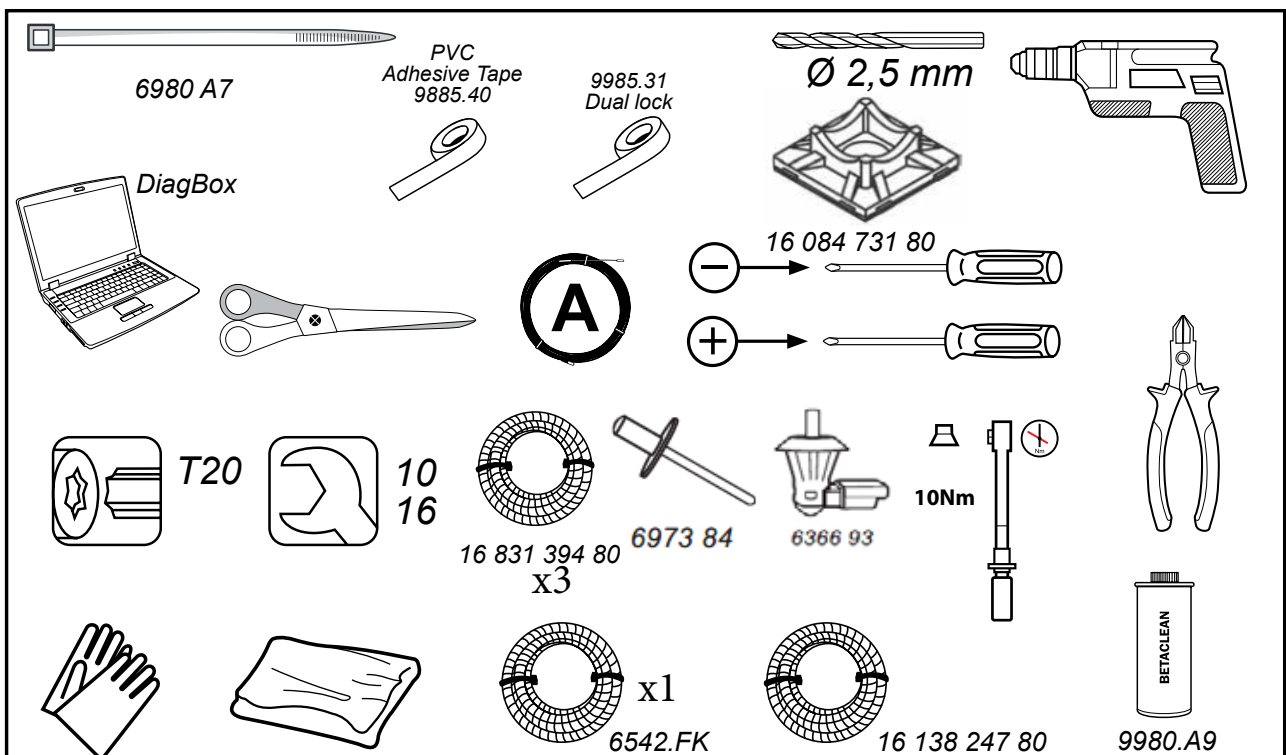
NOT : 4009


ALARME



Réf. : 16 678 479 80

FR	NOTICE DE POSE A USAGE PROFESSIONEL / PHOTOS ET DESSINS NON CONTRACTUELS
GB	FITTING INSTRUCTIONS FOR PROFESSIONAL FITTERS / PICTURE AND DRAWINGS
ES	INSTRUCCIONES DE MONTAJE PARA USO PROFESIONAL / FOTOS Y DIBUJOS SIN
P	MANUAL DE MONTAGEM PARA UTILIZACÃO PROFISSIONAL / FOTOGRAFIAS E DESENHOS
DE	MONTAGEANLEITUNG FÜR PROFESSIONNELLEN EINSATZ / NICHT VERBINDLICH
IT	ISTRUZIONI DI POSA AD USO PROFESSIONALE / FOTO E DISEGNI NON CONTRATTUALI
NL	MONTAGEHANDLEIDING VOOR PROFESSIONEEL GEBRUIK / FOTO'S EN TEKENINGEN





	F	GB	D	E	I	P	NL
BE	Bleu	Blue	Blau	Azul	Blu	Azul	Blauw
JN	Jaune	Yellow	Gelb	Amarillo	Giallo	Amarelo	Geel
BA	Blanc	White	Weiss	Blanco	Bianco	Branco	Wit
NR	Noir	Black	Schwarz	Negro	Nero	Preto	Zwart
GR	Gris	Grey	Grau	Gris	Grigio	Cinzentos	Grijs
VE	Vert	Green	Grün	Verde	Verde	Verde	Groen
MR	Marron	Brown	Braun	Marron	Marrone	Castanho	Bruin
RG	Rouge	Red	Rot	Rojo	Rosso	Vermelho	Rood
BE/RG	Bleu/Rouge	Blue/Red	Blau/Rot	Azul/Rojo	Blu/Rosso	Azul/Vermelho	Blauw/Rood
RG/NR	Rouge/Noir	Red/Black	Rot/Schwarz	Rojo/Negro	Rosso/Nero	Vermelho/Preto	Rood/Zwart
VI/NR	Violet/Noir	Purple/ Black	Violett/Schwarz	Violeta/Negro	Viola/Nero	Violeta/Preto	Paars/Zwart
VE/BE	Vert/Bleu	Green/Blue	Grün/Blau	Verde/Azul	Verde/Blu	Verde/Azul	Groen/Blauw
VI	Violet	Purple	Violett	Violeta	Viola	Violeta	Paars

p. 10



p. 8



FS

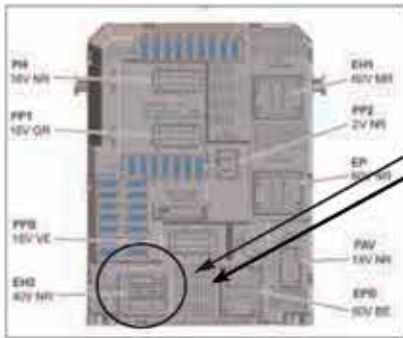
p. 18

p. 14



FC

p. 17



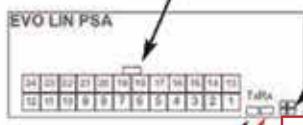
p. 15

FC

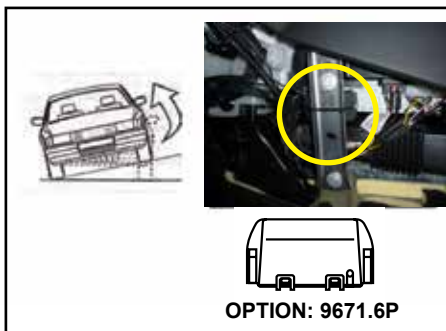
p. 16



p. 16



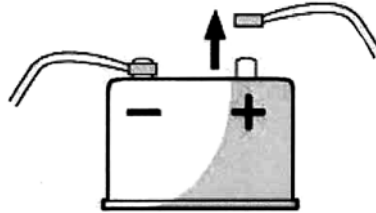

p. 21



1



NON PHEV



2



PHEV



94933622

High Voltage Disabling



Opel GRANDLAND X, 2020

Enter a number for a 'Field Action' (I1-C-033 or E110221) or a 'Special Coverage' (E140454):

Search for Matching Document

Enter a Field Remedy number (1234):

Search for Matching Document

Enter a TI or KTA number (ESI-1234567[8], KTA-1234, PE, FA-GWM, TIC12):


Search for Matching Document

Enter a Document ID (12345678, X1234567):

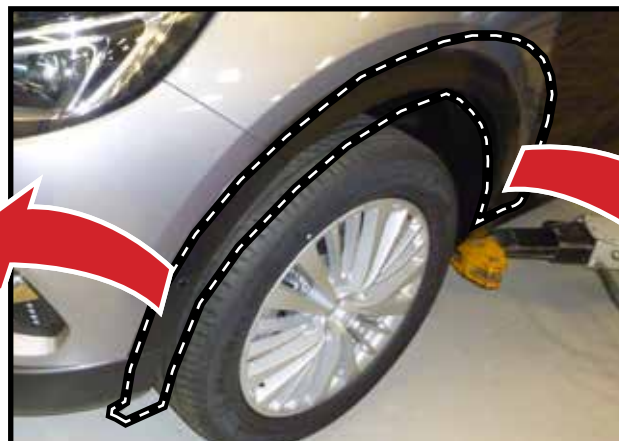
Search for Matching Document

The TIS software application does not support the use of the browser's Forward and Back buttons. Errors will occur. Please only use the buttons that are displayed on the application screens and not on the toolbar.

3



4



5



6



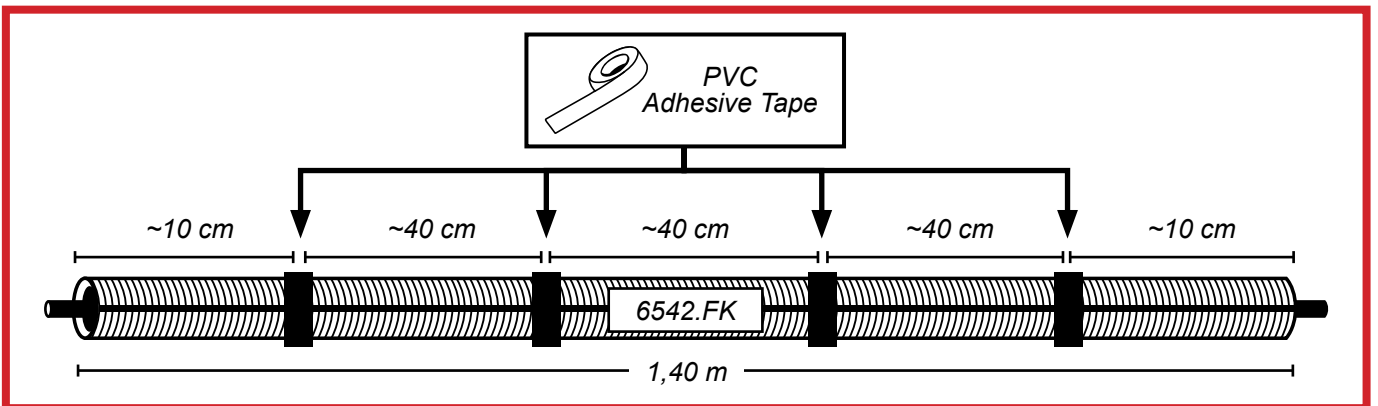

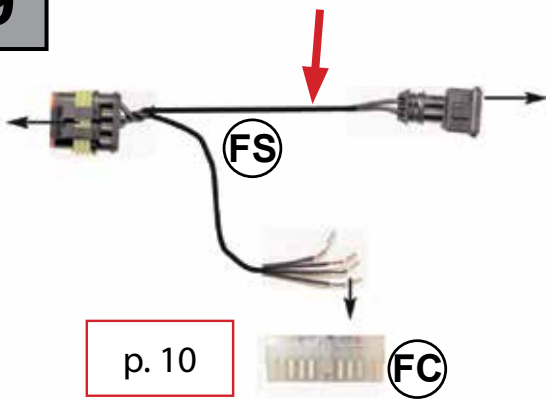
7



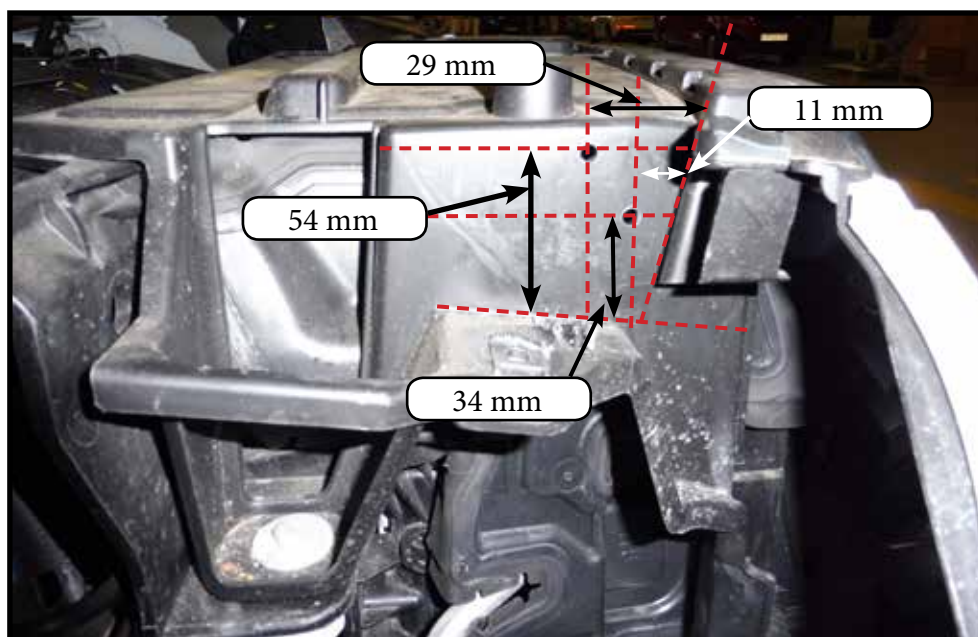
8

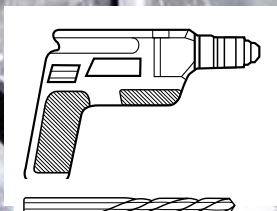
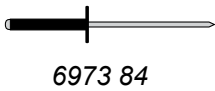
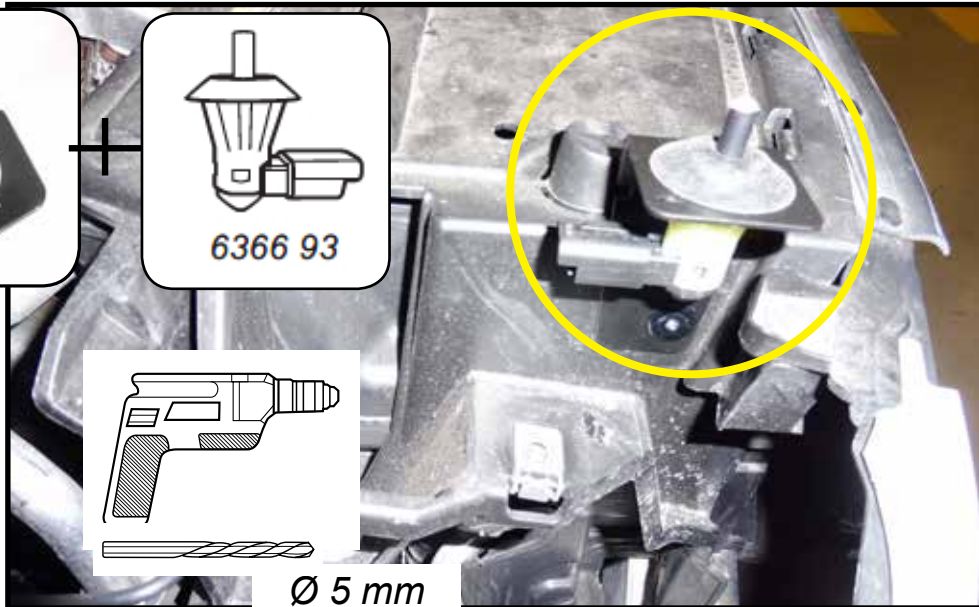



9

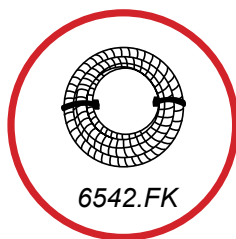


10






Ø 5 mm



11




Ⓢ
+
Ⓢ1 + Ⓢ2 + Ⓢ3



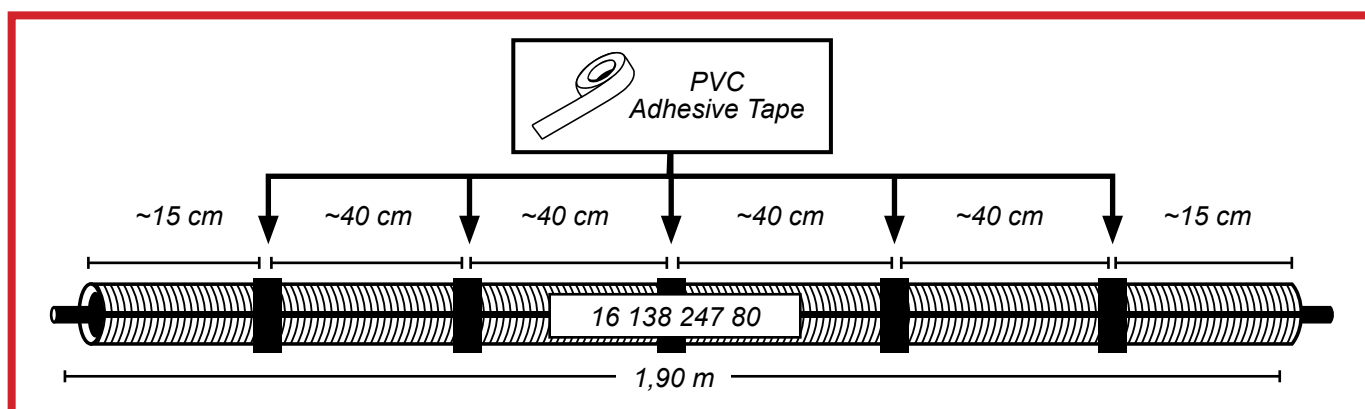
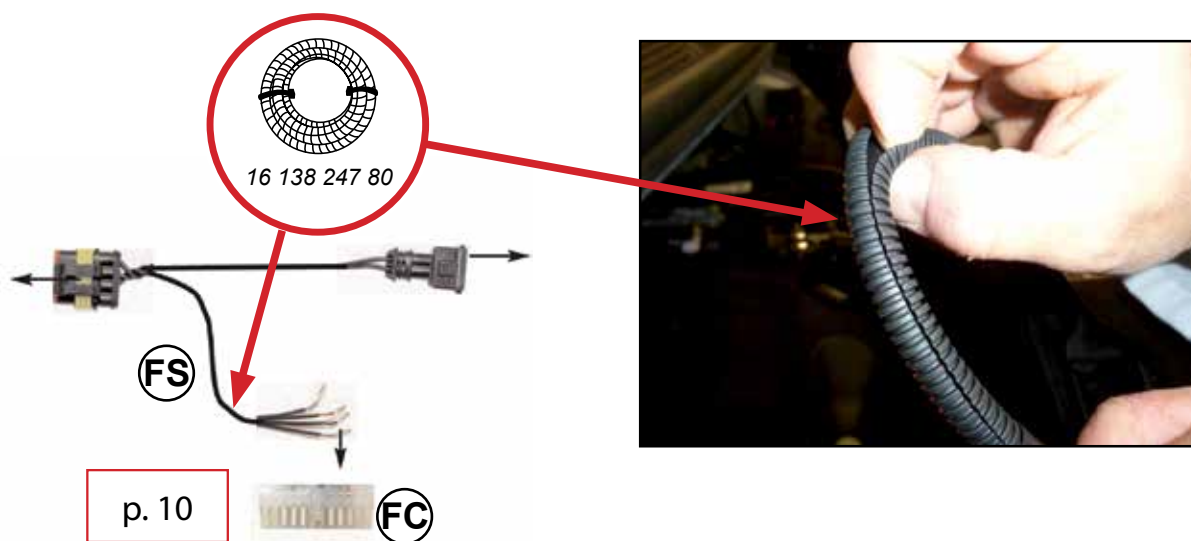
12




13






14




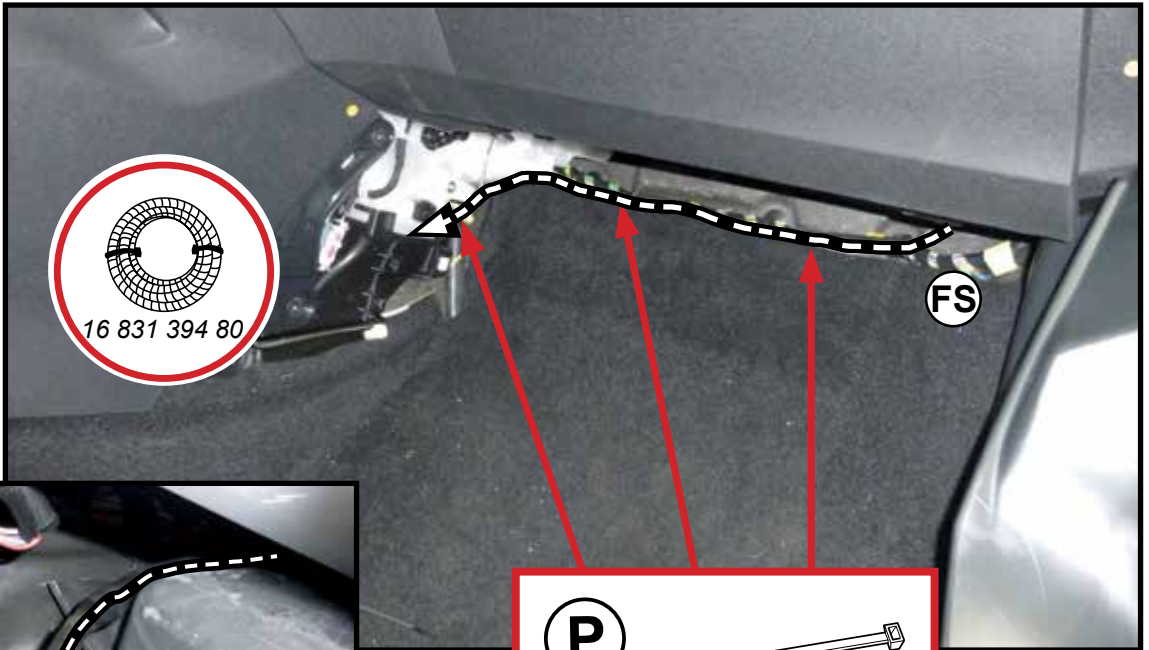
15



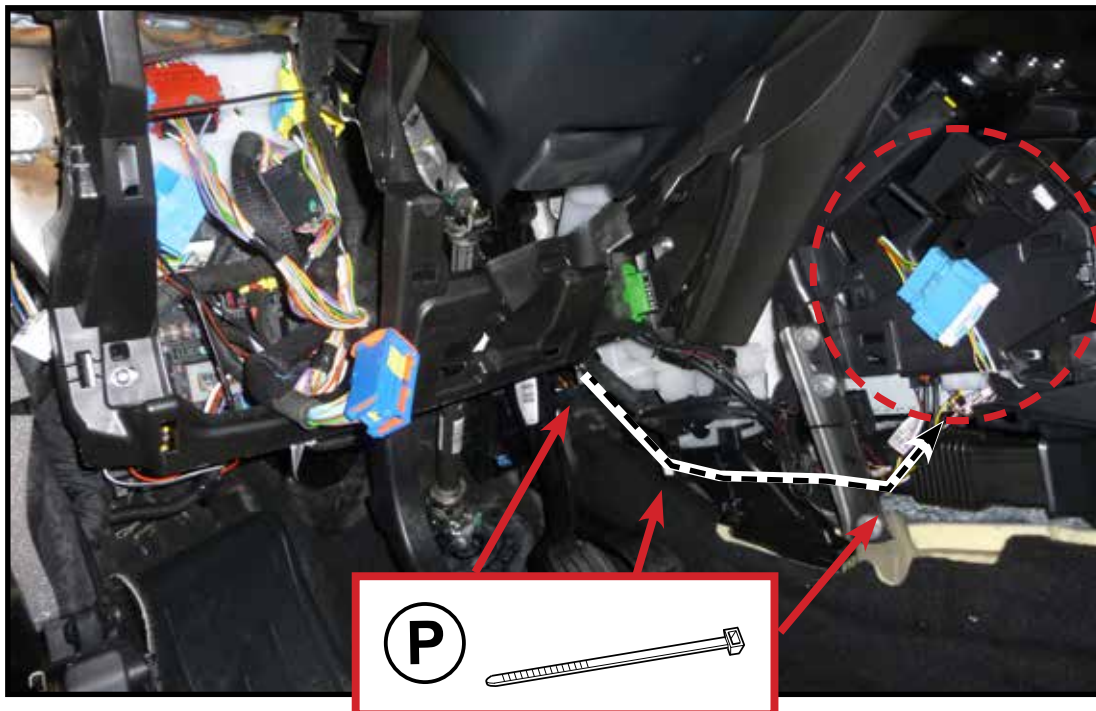
16



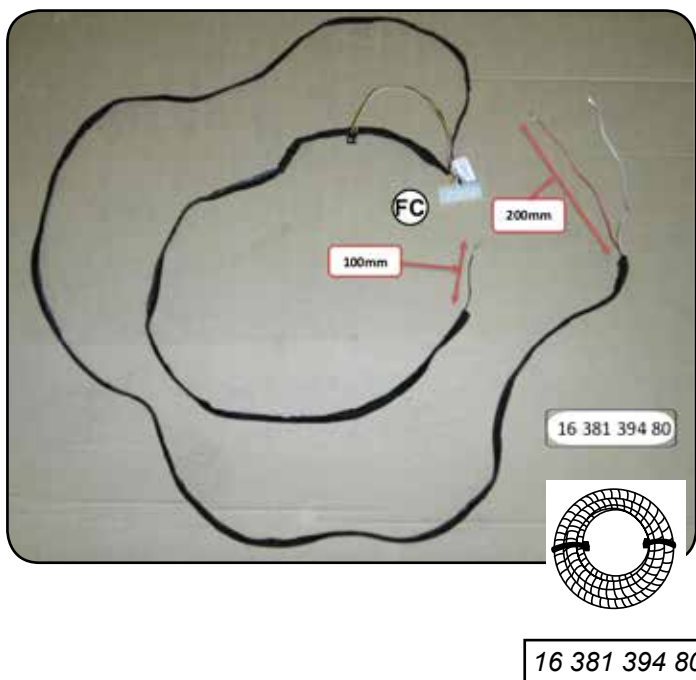
17




18



19




20




I

24	23	22	21	20	19	18	17	16	15	14	13
12	11	10	9	8	7	6	5	4	3	2	1




II

24	23	22	21	20	19	18	17	16	15	14	13
12	11	10	9	8	7	6	5	4	3	2	1




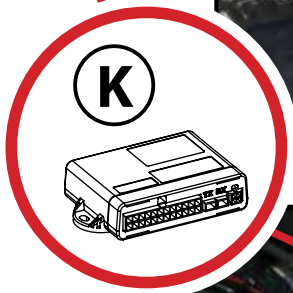
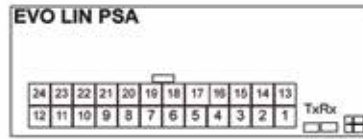

III

24	23	22	21	20	19	18	17	16	15	14	13
12	11	10	9	8	7	6	5	4	3	2	1

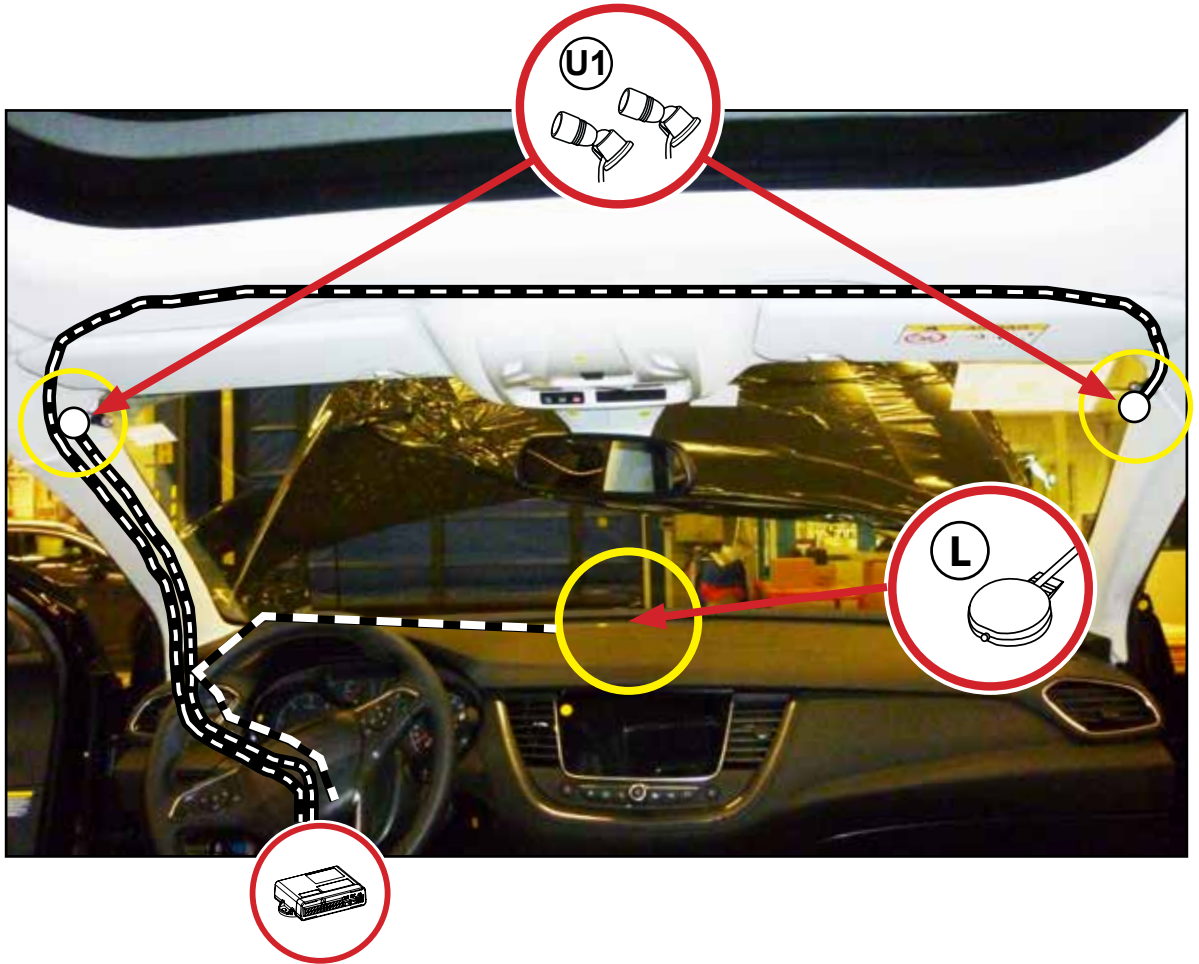


IV

24	23	22	21	20	19	18	17	16	15	14	13
12	11	10	9	8	7	6	5	4	3	2	1



21




22



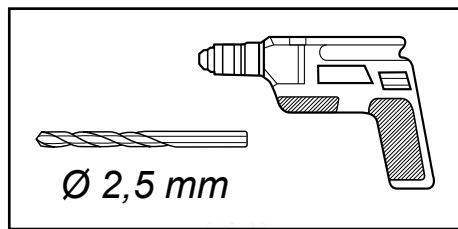
EVO LIN PSA

24	23	22	21	20	19	18	17	16	15	14	13
12	11	10	9	8	7	6	5	4	3	2	1

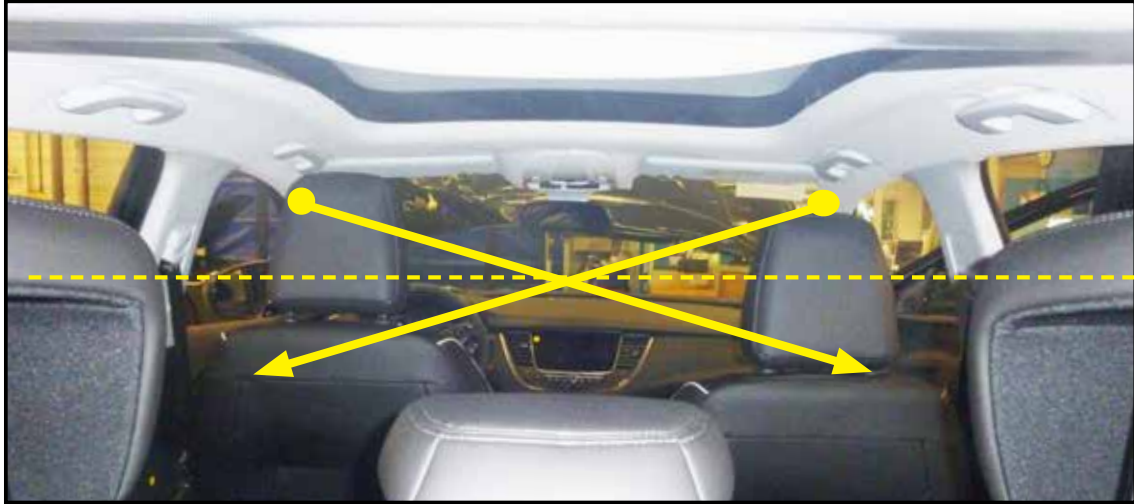
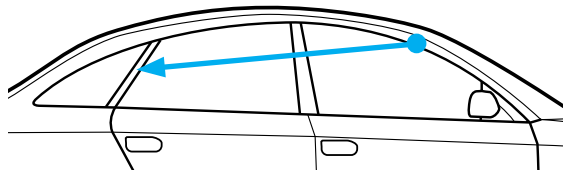
TxRx




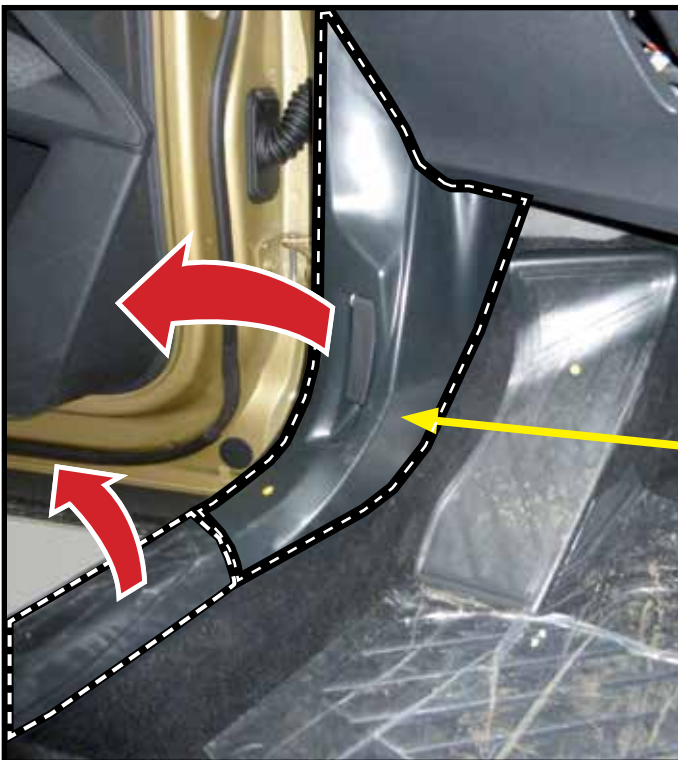
U + U1



23



24




25


BSI - Conn EH2 - 60 V



Voie / Way 59/60 : Info LIN -> Fil NR/BA



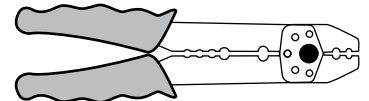
Voie / Way 51/60 : +12V permanent -> Fil RG



6980 A7



6999 AN



26

TEST



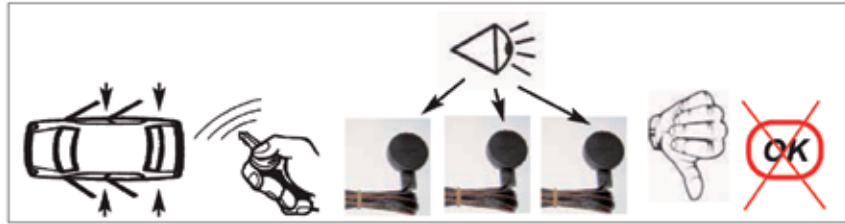
(A) (A1)




(A2)



(B) (B2)



(B2)

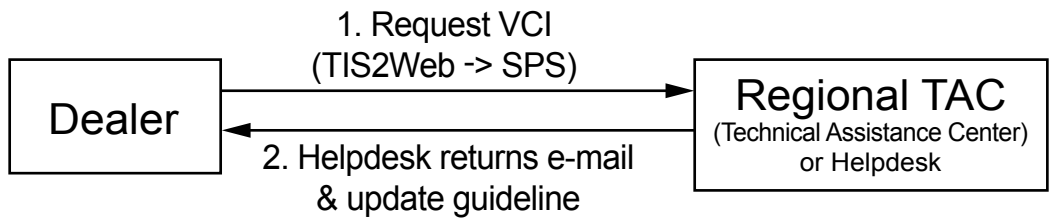


(C)

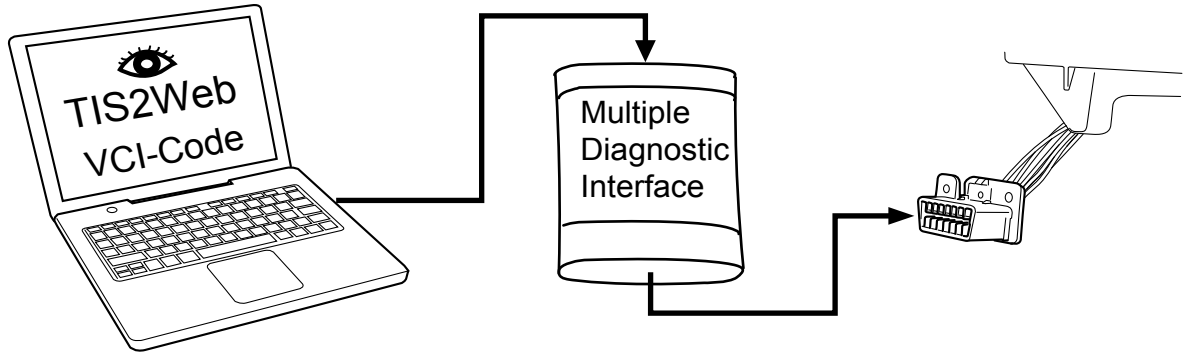


27

①.

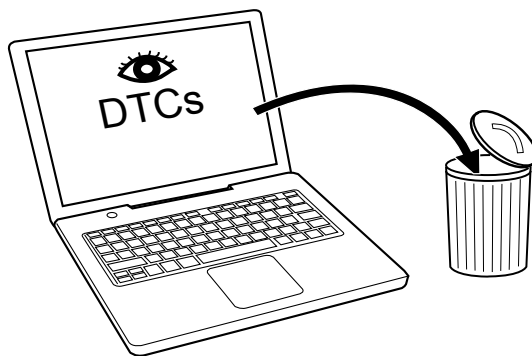


②.




ECUs to be modified (after receiving e-mail from Helpdesk):
1. K9 Body Control Module - Programming and Configuration - Normal

③.



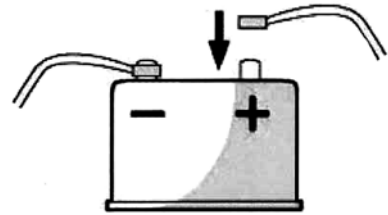
28



29



NON PHEV



30



PHEV



94933650 High Voltage Enabling



Enter a number for a 'Field Action' (11-C-033 or E110221) or a 'Special Coverage' (E140454):
[] Search for Matching Document

Enter a Field Remedy number (1234):
[] Search for Matching Document


Enter a TI or KTA number (ESI-1234567[8], KTA-1234, PE, FA-GWM, TIC12):
[] Search for Matching Document

Enter a Document ID (12345678, X1234567):
[] Search for Matching Document

OPTION MODULE ANTI-JACK (9671.6P)



9980.A9



Dual Lock
9985.31

